

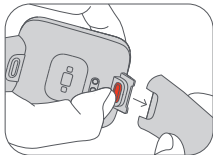
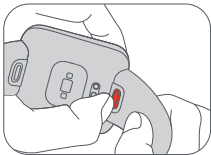
Redmi Watch 2 Lite Strap User Manual



Adjust & Install/Uninstall the Strap

Adjust the position of the buckle according to the circumference of your wrist. To install or uninstall the strap, refer to the figures below. You can pull the strap to see if it is installed securely.

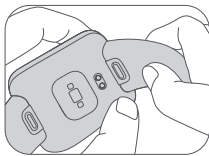
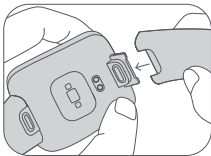
Uninstall the strap: Press down the release button with one hand, and simultaneously pull out the strap with the other hand.



Name: Redmi Watch 2 Lite Strap

Model: M2117AS1

Install the strap: Align the slot of the strap with the watch and then insert it to the watch until you hear a click.



Maintenance & Care

- During daily use, keep the contact area of your skin and the strap clean and dry. Wipe off the sweat stains on the strap after exercise in a timely manner.
- Do not expose the strap to heat sources, as overheating will cause the strap to get deformed even melted. Never store it in places with direct sunlight.
- In case the strap is smudged or dirty, use a soft brush with a small amount of toothpaste to clean it. Gently wipe it with a soft, damp cloth, and then let it dry naturally in a well-ventilated and cool place.
- If there is dust on the strap, you can dip a cotton swab or cotton cloth in ethanol to remove it, then wipe the strap dry with a dry cloth.

Warranty Notice

As a Xiaomi consumer, you benefit under certain conditions from additional warranties. Xiaomi offers specific consumer warranty benefits which are in addition to, and not instead of, any legal warranties provided by your national consumer law. The duration and conditions related to the legal warranties are provided by

respective local laws. For more information about the consumer warranty benefits, please refer to Xiaomi's official website <https://www.mi.com/en/service/warranty/>. Except as prohibited by laws or otherwise promised by Xiaomi, the after-sales services shall be limited to the country or region of the original purchase. Under the consumer warranty, to the fullest extent permitted by law, Xiaomi will, at its discretion, repair, replace or refund your product. Normal wear and tear, force majeure, abuse or damage caused by the user's negligence or fault are not warranted. The contact person for the after-sale service may be any person in Xiaomi's authorized service network, Xiaomi's authorized distributors or the final vendor who sold the products to you. If in doubt please contact the relevant person as Xiaomi may identify.

The present warranties do not apply in Hong Kong and Taiwan.

Products which were not duly imported and/or were not duly manufactured by Xiaomi and/or were not duly acquired from Xiaomi or a Xiaomi's official seller are not covered by the present warranties. As per applicable law you may benefit from warranties from the non-official retailer who sold the product. Therefore, Xiaomi invites you to contact the retailer from whom you purchased the product.

Manufactured by: Xiaomi Communications Co., Ltd.

Address: #019, 9th Floor, Building 6, 33 Xi'erqi Middle Road, Haidian District, Beijing, China, 100085

For further information, please go to www.mi.com

Importer:

Beryko s.r.o.

Na Roudné 1162/76, 301 00 Plzeň

www.beryko.cz